



Tennessee Walking Horse Breeder's and Exhibitor's Association  
and

Tennessee Walking Horse Club Europe e.V.

## **EUROPEAN CHAMPIONSHIP 2024**

**13. - 15. SEPTEMBER 2024**

Schloss Wickrath in Mönchengladbach

**REGISTRY CLOSES: 1. AUGUST 2024**

### **Entry Form**

Glad you're taking part!

In the appendix to this form you will find a lot of important information about the European Championship; for example, daily routines, class descriptions, a site map and a summary of important rules.

Please note that we are doing our utmost to ensure that the European Championship run smoothly.

If your horse is not a purebred or registered Tennessee Walker, or you also own a gaited horse of another breed, you can start in All-Day Pleasure and Versatility and/or fun classes.

There will be a clinic with the judge on Thursday, September 12th. The clinic is free for dual members. On Friday evening we are holding a general meeting, also for our new members, in the casino, which is located on the tournament grounds. If you would like to join, there will be membership applications in the registry office. On Saturday evening there will be a dinner for all participants and their guests with advance reservation.

We are looking forward to a weekend full of joy with old and new friends!

If you have any further questions, please do not hesitate to contact us at [info@twhce.de](mailto:info@twhce.de) or 0170 5599227.

Participant's Name			
Participant's Address			
Participant's Age			
TWHBEA Membership No.			
TWHCE Membership No.			
Cell Phone Number			
Email			
	Horse 1	Horse 2	Horse 3
Registered Name of Horse			
TWHBEA Registration			
Equine Passport Life Number			
Chip Number			
Name and Address of Home Stable			
Sex			
Age			
<b>Stall</b> Thurs.-Sun.: 175 € (Stroheinstreu) Refundable Deposit: 20 € Straw oder Shavings - 10 €/Bale (Please pre order) <b><i>Stalls must be emptied and cleaned before departure.</i></b>  <b>Paddock: 50 €</b> (Please bring your own Fencing)			

<b>Classes</b> Flatrate for Dual Members: 150 € Flatrate TWHBEA or TWHCE Members: 185 € Flatrate Non-Members: 250 €  <b>Entry Fees without Flatrate:</b> Processing Fee: 25 € Entry Fee per Class: 12€/16€/20€* Lead-Line-Class: 5 € Championship Classes 15€/20€/25€*  Late Fees: 25 € per Horse/ Rider Combination Fees for changes to Entry: 2 € per Class <b>Children and Youth receive a 50% on all Class Fees</b>			
<b>Versatility Highpoint (Yes/No)</b> Free Participation			
<b>Clinic on Thursday (Yes/No)</b> Dual Member: 0 € TWHCE or TWHBEA Members: 50 € Non Member: 75 €			

1.\*The class fees are staggered according to the dual member / single member (TWHCE or TWHBEA) / non-member scheme.

The late entry fee is 25 € plus per horse/rider combination. An additional 2 € late entry fee will be charged for each class. Boxes and paddocks must be handed over empty and clean. A deposit of 20 € per horse is required upon arrival. This will be refunded upon departure after the stall has been checked. The boxes are bedded with straw or shavings. Additional shavings can be purchased on site for 10€/bale. Hay is included.

**Arrival is possible from Wednesday, September 11, 2024, from 6 p.m. - 8:30 p.m.**

**Departure is no later than Monday, September 16, 2024 at 9:30 a.m.**

An arrival from Wednesday and/or a departure on Monday will be charged in addition to the box fee of 35 €.

### **General terms and conditions of business**

1. When registering, the equine passport and at least a copy of the TWHBEA papers must be presented.
2. When registering, you must bring your TWHBEA and TWHCE membership cards with you.
3. The participant assures that they have taken out animal liability insurance for the animals they bring with them, which includes damage to rented property. TWHCE e.V. is not liable for any personal injury, animal injury or property damage.
4. No vaccinations are required. By registering for the tournament, the participant assures that their horses are free of contagious diseases upon arrival.
5. The participant also assures that they have no signs or symptoms of COVID-19 or other seriously contagious diseases upon arrival.
6. The participants are to adhere to European animal welfare regulations.
7. Registration for the European Championships is considered binding. After a cancellation, there will not be an automatic refund of fees. If a certificate by a doctor or veterinarian is presented, a part of the entry fees may be refunded. There is a

processing fee of €25 plus per horse/rider combination for refunds. Stall fees are non-refundable.

8. The participant is aware of his role as a role model for others and also of his role in representing the Tennessee Walking Horse as a breed and undertakes to behave accordingly.
9. The EM (public event) will be accompanied by photographs and videos. The resulting media is published. The participant is aware of this. In addition, if he wins, he will allow himself to be interviewed on video for social media.
10. The FN anti-doping and drug control rules for equestrian sports – ADMR – apply to the tournament.
11. The participant is aware that a veterinarian may be present at the event. If necessary, this person can examine horses for their health at random or on suspicion and, if necessary, also take a blood sample for doping control.
12. The set of rules published by the TWHCE is intended as a helpful translation. It may happen that rules have been updated in the meantime or that the judge decides at his own discretion.

We ask that you transfer all applicable fees by the registration deadline on **August 1, 2024**. If this does not happen, the registration is invalid and late additional entry fees of 25 € per horse/rider combination will apply.

Tennessee Walking Horse Club Europe e.V.  
Raiffeisenbank Mittelfranken Mitte e.G.  
GENODEFIANS  
DE69765600600000179876

Purpose: EC2024 "Name rider" "Name horse"

Please register by email to [ec@twhce.de](mailto:ec@twhce.de) or by post to:

Tennessee Walking Horse Club Europe e.V.  
Karl-Bröger-Weg 3  
91154 Roth  
Germany

**I hereby register for the European Championships on the 14th - 17th. September 2023 at Wickrath Castle in Mönchengladbach and I agree to the terms and conditions. Registration without a signature is invalid.**

Ort: \_\_\_\_\_ Datum: \_\_\_\_\_ Unterschrift: \_\_\_\_\_





Tennessee Walking Horse Breeder's and Exhibitor's Association  
and

Tennessee Walking Horse Club Europe e.V.

## **EUROPEAN CHAMPIONSHIP 2024**

**13. - 15. SEPTEMBER 2024**

Schloss Wickrath in Mönchengladbach

**NENNSCHLUSS: 1. AUGUST 2024**

### **Anmeldeformular**

Schön, dass du teilnimmst!

Im Anhang zu diesem Formular findest du viele wichtige Informationen zur European Championship; zum Beispiel die Tagesabläufe, Klassenbeschreibungen, einen Lageplan und eine Zusammenfassung wichtiger Regeln.

Bitte beachte, dass wir unser Möglichstes tun, um einen uneingeschränkten Ablauf der EM zu gewährleisten.

Falls dein Pferd kein reinrassiger oder registrierter Tennessee Walker ist, oder du auch ein Gangpferd einer anderen Rasse besitzt, kannst du in All-Day Pleasure und Versatility bzw. Spaßklassen starten.

Donnerstag, den 12. September findet eine Clinic mit dem Richter statt. Die Clinic ist für Dual-Mitglieder kostenlos. Freitagabend veranstalten wir, auch für unsere neu gewonnenen Mitglieder, eine Mitgliederversammlung im Casino, das sich auf dem Turniengelände befindet. Falls du Mitglied werden möchtest, findest du Mitgliedsanträge in der Anmeldung. Samstagabend gibt es ein Dinner für alle Teilnehmer und deren Gäste mit Voranmeldung.

Wir freuen uns auf ein gemeinschaftliches Wochenende voller Freude mit alten und neuen Freunden!

Bei weiteren Fragen stehen wir euch zur Verfügung unter [info@twhce.de](mailto:info@twhce.de) oder 0170 5599227.

Name Teilnehmer			
Adresse Teilnehmer			
Alter Teilnehmer			
TWHBEA Mitgliedsnummer			
TWHCE Mitgliedsnummer			
Telefonnummer Mobil			
Email			
	Pferd 1	Pferd 2	Pferd 3
Registrierter Name des Pferdes			
TWHBEA Registration			
Equidenpass Lebensnummer			
Chip Nummer			
Name und Adresse d. Heimatstalls			
Geschlecht			
Alter			
<b>Box</b> Do.-So.: 175 € (Stroheinstreu) Pfand: 20 € Stroh oder Späne - 10 €/Ballen (Bitte angeben) <b>Boxen müssen bei Abreise komplett geleert werden</b>  <b>Paddock: 50 €</b> (Mit eigenem Material abzustecken)			

<b>Klassen</b> Flatrate für Dualmitglieder: 150 € Flatrate TWHBEA oder TWHCE Mitglieder: 185 € Flatrate Non-Mitglieder: 250 €  Klassengebühren ohne Flatrate: Bearbeitungsgebühr: 25 € Klassengebühr pro Klasse: 12€/16€/20€* Lead-Line-Klasse: 5 € Championship-Klassen 15€/20€/25€*  Nachnenngebühr: 25 € pro Pferd/Reiter Kombination Umnennungsgebühr: 2 € pro Klasse Kinder/Jugendliche erhalten 50% Rabatt auf Startgebühren			
<b>Versatility Highpoint</b> Teilnahmewunsch für den Versatility Highpoint Award bitte angeben (Kostenlos)			
<b>Clinic am Donnerstag</b> Dualmitglied: 0 € TWHBEA oder TWHCE Mitglied: 50 € Kein Mitglied: 75 € (Teilnahme an Clinic bitte angeben)			

1.\*Die Klassengebühren sind nach dem Schema Dual Mitglied / Einzelmitglied (TWHCE oder TWHBEA) / Non-Mitglied gestaffelt.

Die Nachnenngebühr beträgt 25 € zzgl. pro Pferd/Reiter Kombination. Zzgl. zu jeder im Nachgang genannten Klasse werden 2 € berechnet. Boxen und Paddocks sind sauber gemistet zu übergeben. Hierfür wird ein Pfand von 20 € / Pferd bei Anreise verlangt. Dieses wird nach Überprüfung bei Abreise zurückerstattet. Die Boxen sind mit Stroh oder Spänen eingestreut. Weitere Späne können für 10 € / Ballen vor Ort erworben werden. Heu ist inklusive.

**Eine Anreise ist ab Mittwoch, dem 11. September 2024, ab 18 Uhr bis 20:30 Uhr möglich.  
Die Abreise ist spätestens am Montag, dem 16. September 2024 um 9:30 Uhr.**

Eine Anreise ab Mittwoch und/oder eine Abreise am Montag wird zzgl. 35 Euro zur Box Gebühr verrechnet.

### **Allgemeine Geschäftsbedingungen**

1. Bei Anmeldung muss der Equidenpass sowie zumindest eine Kopie der TWHBEA-Papiere vorgelegt werden.
2. Bei Anmeldung ist der Mitgliedschaftsausweis der TWHBEA und des TWHCE mitzuführen.
3. Der Teilnehmer versichert, eine Tierhaftpflicht für seine mitgebrachten Tiere abgeschlossen zu haben, die Mietsachschäden beinhaltet. Der TWHCE e.V. haftet für keine Personen-, Tier-, oder Sachschäden.
4. Es werden keine Impfungen vorgegeben. Durch die Anmeldung am Turnier versichert der Teilnehmer, dass seine Pferde bei der Anreise frei von ansteckenden Krankheiten sind.
5. Ebenfalls versichert der Teilnehmer, selbst keine Anzeichen oder Symptome von COVID-19 oder anderen schwerwiegend ansteckenden Krankheiten bei der Anreise zu haben.
6. Die Teilnehmer verpflichtet sich dazu, sich an europäische Tierschutz Vorgaben zu halten.
7. Die Anmeldung zur Europameisterschaft gilt als verbindlich. Nach einer Absage erfolgt nicht automatisch eine Gebührenerstattung. Bei Vorlage eines Attests kann gegebenenfalls ein Teil der Nenngebühren erstattet werden. Es fällt eine

Bearbeitungsgebühr von 25 € zzgl. pro Pferd/Reiter Kombination bei Rückerstattungen an. Boxengebühren sind nicht erstattungsfähig.

8. Der Teilnehmer ist sich seiner Vorbildfunktion für Andere und zudem seiner Rolle in der Repräsentierung des Tennessee Walking Horse als Rasse bewusst und verpflichtet sich, sich dementsprechend zu verhalten.
9. Die EM (öffentliche Veranstaltung) wird fotografisch und videografisch begleitet. Die entstandenen Medien werden veröffentlicht. Der Teilnehmer ist sich dessen bewusst. Zudem erlaubt er, im Falle eines Sieges, sich für Social Media videographisch interviewen zu lassen.
10. Für das Turnier gelten die FN Anti-Doping- und Medikamenten Kontroll-Regeln für den Pferdesport – ADMR.
11. Der Teilnehmer ist sich bewusst, dass ein Tierarzt an der Veranstaltung anwesend sein kann. Dieser kann gegebenenfalls Pferde durch Zufallsprinzip oder auf Verdacht gesundheitlich untersuchen und ggf. auch eine Blutprobe zur Dopingkontrolle abnehmen.
12. Das vom TWHCE herausgegebenen Regelwerk ist als hilfreiche Übersetzung gedacht. Es kann dazu kommen, dass Regeln zwischenzeitlich aktualisiert wurden oder der Richter nach eigenem Ermessen entscheidet.

Wir bitten darum, bis zum Meldeschluss am **1. August 2024**, die sämtliche anfallende Gebühren zu überweisen. Wenn dies nicht geschieht ist die Anmeldung unwirksam und es fallen Nachnenngebühren in der Höhe von 25 € zzgl. pro Pferd/Reiter Kombination an.

Tennessee Walking Horse Club Europe e.V.  
Raiffeisenbank Mittelfranken Mitte e.G.  
GENODEFIANS  
DE69765600600000179876  
Verwendungszweck: EC2024 „Name Reiter“ „Name Pferd“

Die Anmeldung bitte per E-mail an [ec@twhce.de](mailto:ec@twhce.de) oder per Post an:

Tennessee Walking Horse Club Europe e.V.  
Karl-Bröger-Weg 3  
91154 Roth

**Hiermit melde ich mich für die Europameisterschaft am 14. -17. September 2023 auf Schloss Wickrath in Mönchengladbach verbindlich an und erkläre mich mit den AGBs einverstanden. Eine Anmeldung ohne Unterschrift ist ungültig.**

Ort: \_\_\_\_\_ Datum: \_\_\_\_\_ Unterschrift: \_\_\_\_\_



**Tennessee Walking Horse Breeder's and Exhibitor's Association  
and  
Tennessee Walking Horse Club Europe e.V.**



**European Championship**  
**13.-15. September 2024**  
**Entry Deadline: 1. August 2024**

**Classlist**

**Friday 13. September 2024**  
**Begin: 10 AM**

1. Barefoot Pleasure – 2 Gait – English
2. Novice Rider – 2 Gait – English or Western
3. Trail Pleasure – 2 Gait – English
4. Country Pleasure – 2 Gait – English
5. Ladies – 2 Gait – English or Western
6. All Day Pleasure – 2 Gait – English
7. Young Horse – 5 and under – 2 Gait – English or Western
8. Equitation – 2 Gait – English

**1,5 Hour Lunch Break**

9. Amateur Owned and Trained – Country Pleasure – 2 Gait – English or Western
10. Barefoot Pleasure – 3 Gait English
11. Novice Horse – 2 Gait – English or Western
12. Trail Pleasure – 3 Gait – English
13. Equitation – 3 Gait – English
14. Amateur Owned and Trained – All Day Pleasure – 2 Gait – English or Western
15. Country Pleasure – 3 Gait – English
16. Amateur Owned and Trained – Barefoot Pleasure – 2 Gait – English or Western
17. All Day Pleasure – 3 Gait – English
18. Amateur Owned and Trained - Trail Pleasure - 2 Gait - English or Western
19. Dressage - NWAH Intro Level Test A
20. Dressage - NWAH 1st Level Test 1 (Novice)
21. Dressage - NWAH 2nd Level Test 3
22. Obstacle Trail in Hand

**TWHCE Members Meeting**

**Saturday 14. September 2024**  
**Begin: 10 AM**

- 23. Obstacle Trail
- 24. Western Dressage WDAA Intro Level Test 1
- 25. Western Dressage WDAA Level 1 Test 1
- 26. Reining TWHBEA Pattern 1
- 27. Pole Bending
- 28. Barrel Race

**1,5 Hour Lunch Break**

**– Group photo of all contestants in show clothing**

- 29. Driving
- 30. Barefoot Pleasure – 2 Gait – Western
- 31. Gentlemen – 2 Gait – Western or English
- 32. Trail Pleasure – 2 Gait – Western
- 33. Country Pleasure – 2 Gait – Western
- 34. Stockseat Equitation – 3 Gait – Western
- 35. Water Glas Show Down
- 36. All Day Pleasure – 2 Gait – Western
- 37. Barefoot Pleasure – 3 Gait – Western
- 38. Trail Pleasure – 3 Gait – Western
- 39. Stockseat Equitation – 2 Gait – Western
- 40. Country Pleasure – 3 Gait – Western
- 41. All Day Pleasure – 3 Gait – Western
- 42. Youth Rider – 2 Gait English or Western

**15 Minute Break**

- 43. Egg & Spoon Show Down
- 44. Ride a Buck
- 45. Toilet Paper Show Down

**30 Minute Break**

- 46. Costume Class

**Championship Dinner – BBQ Buffet**  
**Semi-Formal or Show Attire**

**Sunday 15. September 2024**

**Begin: 10 AM**

- 47. Showmanship
- 48. Showmanship Youth
- 49. Halter Stallions & Geldings
- 50. Halter Mares
- 51. Halter 5 & Under
- 52. Halter Championship
- 53. Model Stallions & Geldings
- 54. Model Mares
- 55. Model 5 & Under
- 56. Model Championship

**1,5 Hour Break**

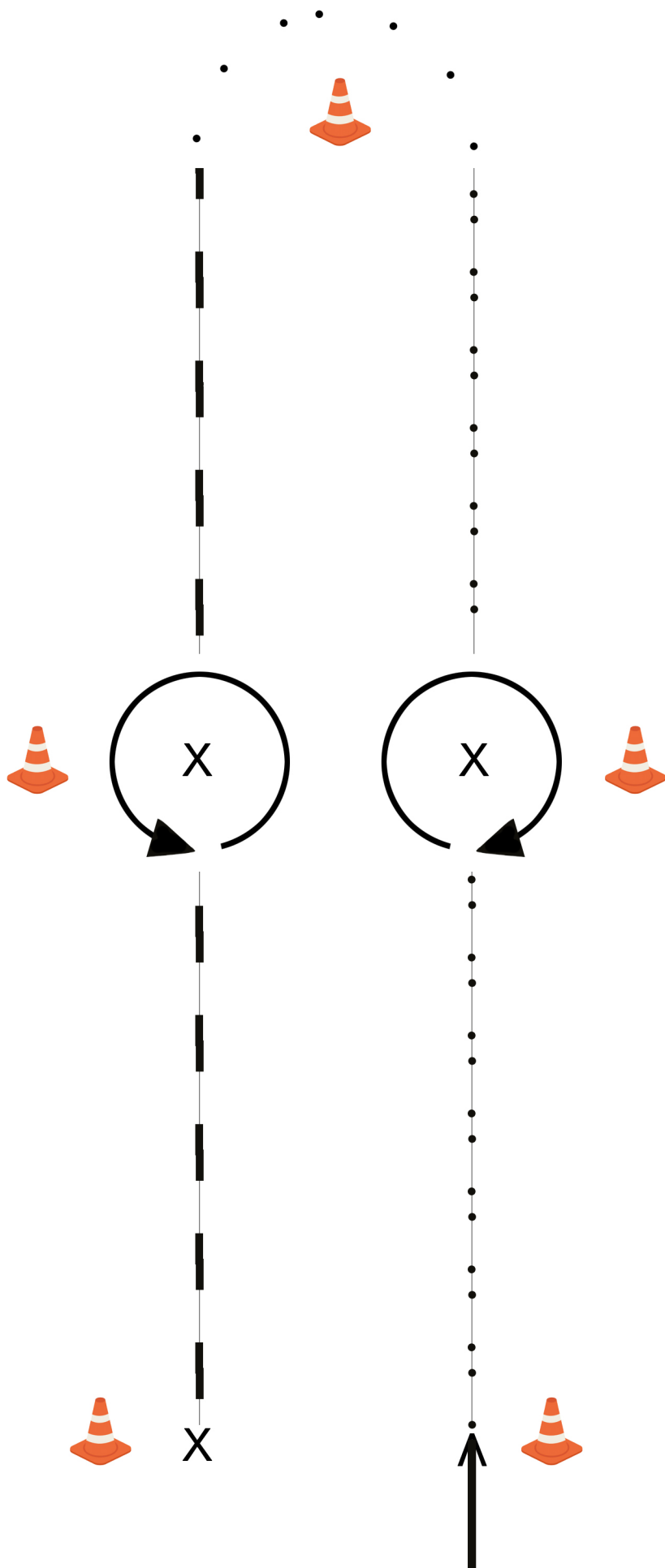
- 57. Style Jumping
- 58. Joker Jumping

**1 Hour Break**

- 59. Lead Line - 6 years and Under - English or Western
- 60. Elite Riders - 45+ - 2 Gait - English or Western
- 61. Barefoot Pleasure – 2 Gait – English or Western – Championship
- 62. Trail Pleasure – 2 Gait – English or Western – Championship
- 63. Country Pleasure – 2 Gait – English or Western – Championship
- 64. All Day Pleasure – 2 Gait – English or Western – Championship
- 65. European Youth Rail Champion – 2 Gait – English or Western – Championship
- 66. Barefoot Pleasure – 3 Gait – English or Western – Championship
- 67. Trail Pleasure – 3 Gait – English or Western – Championship
- 68. Country Pleasure – 3 Gait – English or Western – Championship
- 69. All Day Pleasure – 3 Gait – English or Western – Championship
  
- 70. European Rail Champion – 2 Gait – English or Western – Championship
- 71. European Rail Champion – 3 Gait – English or Western – Championship

**Award Ceremony**

**European 2-Gait, 3 Gait, Versatility Champion & Youth Versatility Champion**



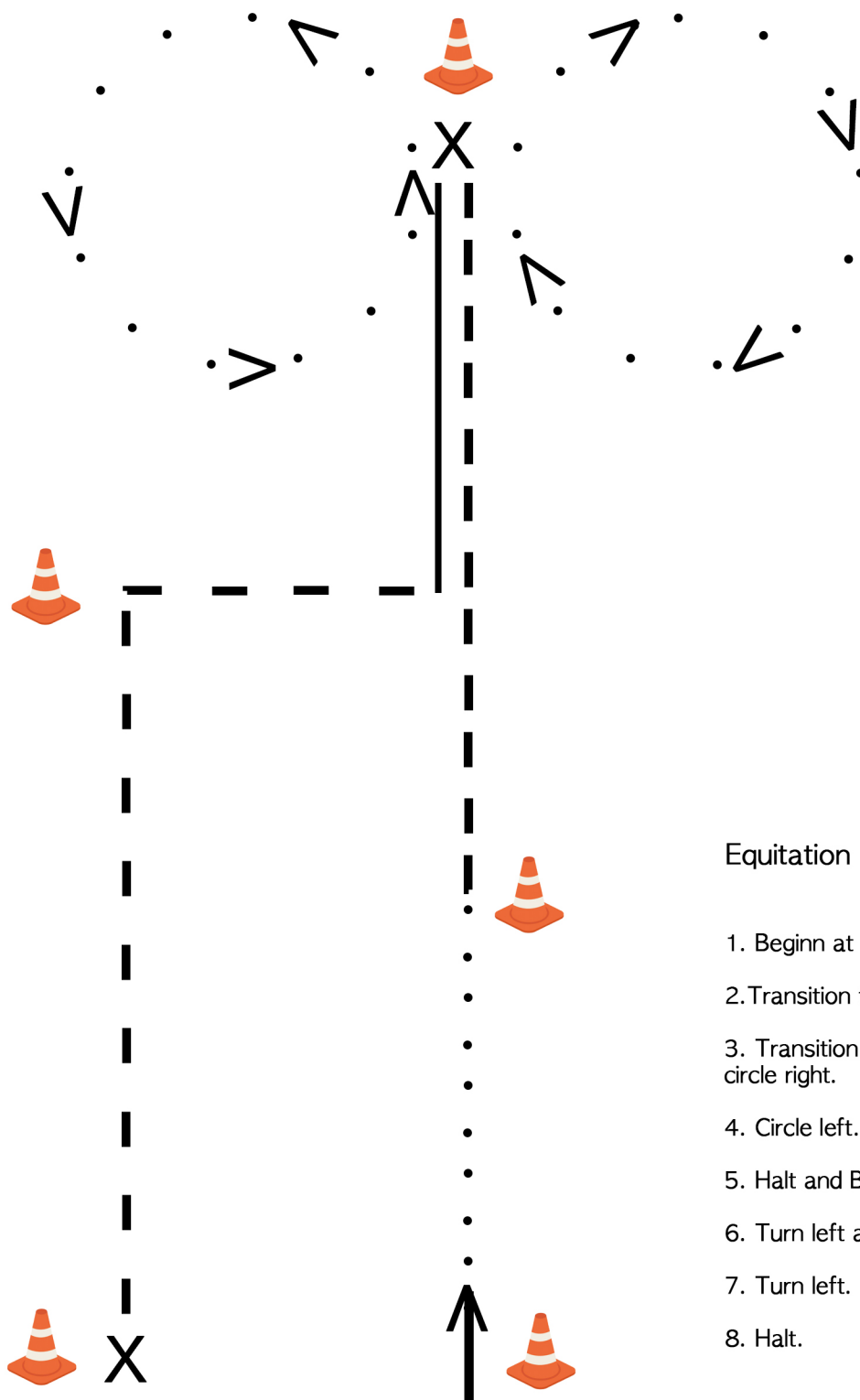
## Stock Seat Equitation 2-Gait

1. Begin in a Flat Walk.
2. Halt and perform a 360° turn on the hindquarters to the right.
3. Continue in a Flat Walk.
4. Halt and perform a 360° turn on the hindquarters to the left.
5. Continue at a Running Walk
6. Halt and wait for dismissal.

Flat Walk —●—●—●—●—●—●—●—

Running Walk —■—■—■—■—■—■—■—





## Equitation 2 Gait

1. Beginn at a Flat Walk.
2. Transition to Running Walk.
3. Transition to Flat Walk and circle right.
4. Circle left.
5. Halt and Back up.
6. Turn left and start Running Walk.
7. Turn left.
8. Halt.

Running Walk

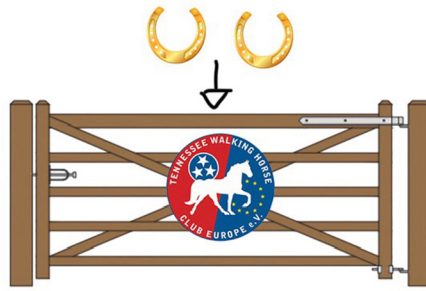


Flat Walk

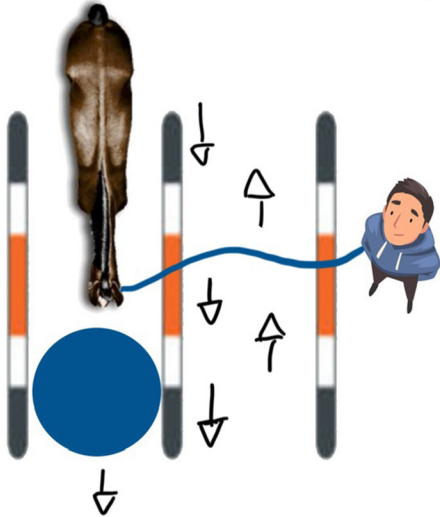


Back Up

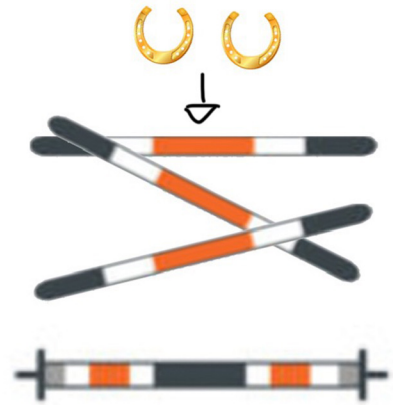




1. Open the Gate, back your horse through. Close the gate. Do not let go of the gate during the task.



2. Lead your horse to the ball, let him kick it out. Back your horse out. Do not step over the pole.



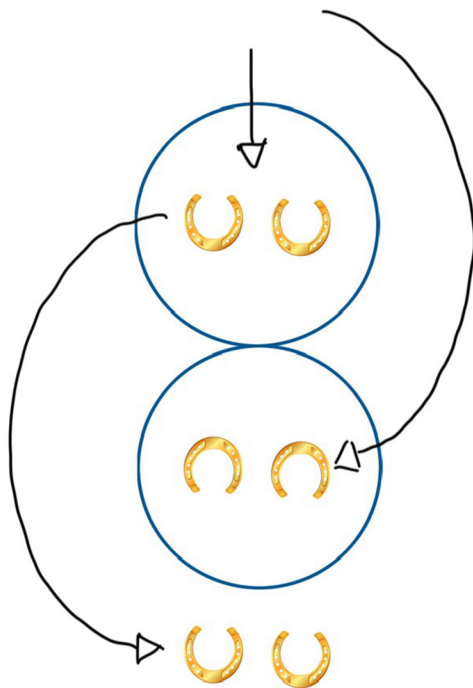
5. Step over



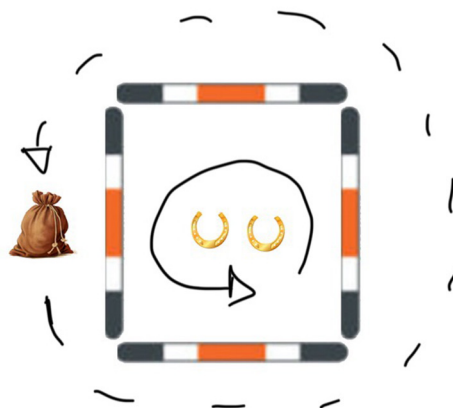
4. Sidestep over and back.




7. Attach Toilet Paper to the horses Bridle and lead the horse through the cones and back.



3. Lead your horse into the first Ring with its front hooves. Turn on the forehand 180° so that the back hooves stand in the second ring. Turn on the haunches 180° so that the front hooves stand outside of the second ring.

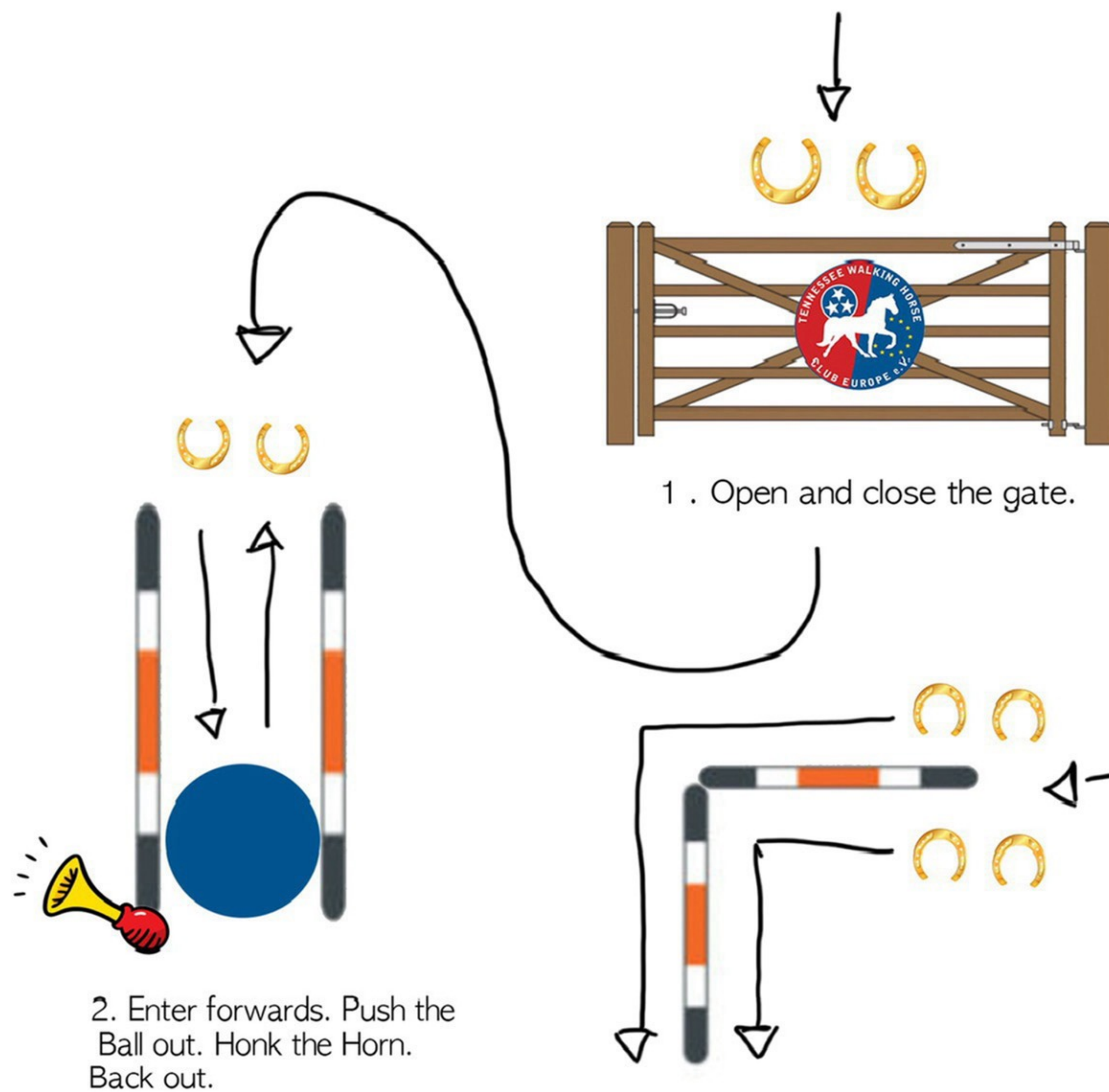


8. Lead your horse into the obstacle. Turn 360°. Leave the horse standing in the obstacle. Take the noisy bag and drag it around the obstacle.



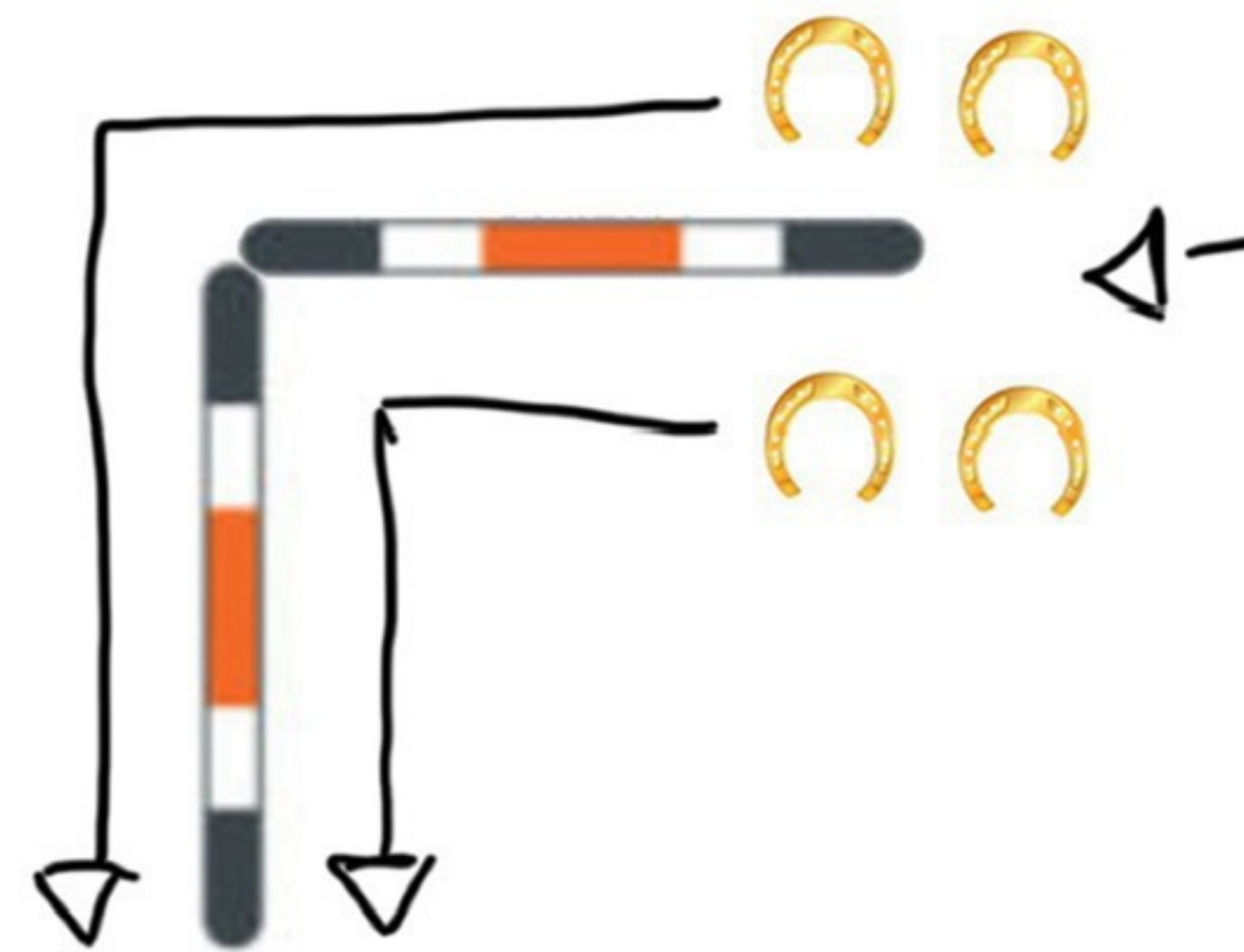
6. Set up horse in between the barrels. Pull the Tarp from the first barrel over the horse to the second barrel.



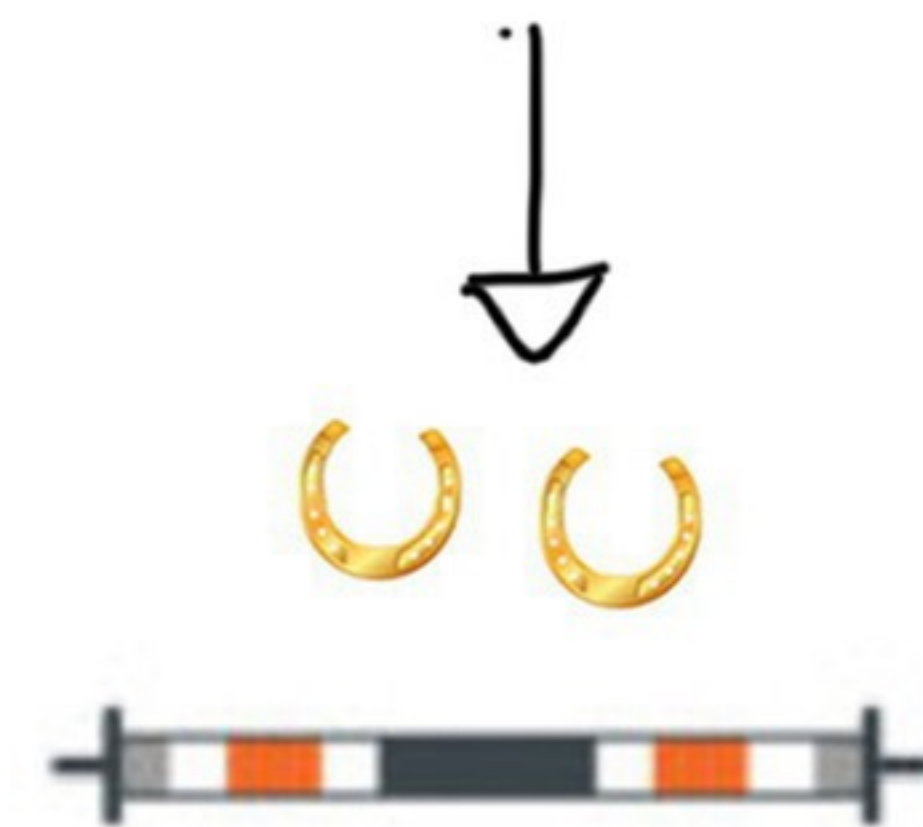


### Extra Points!

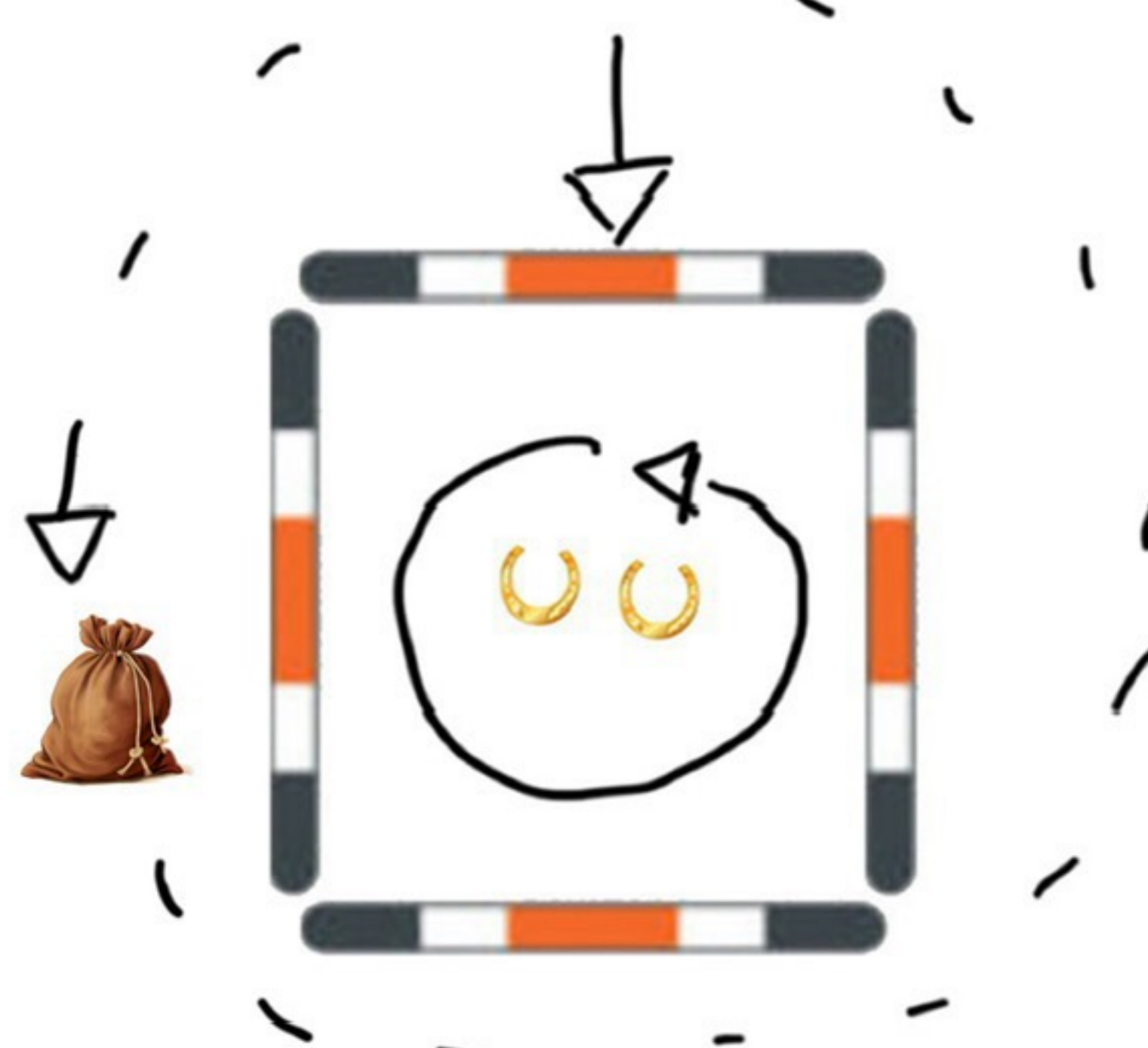
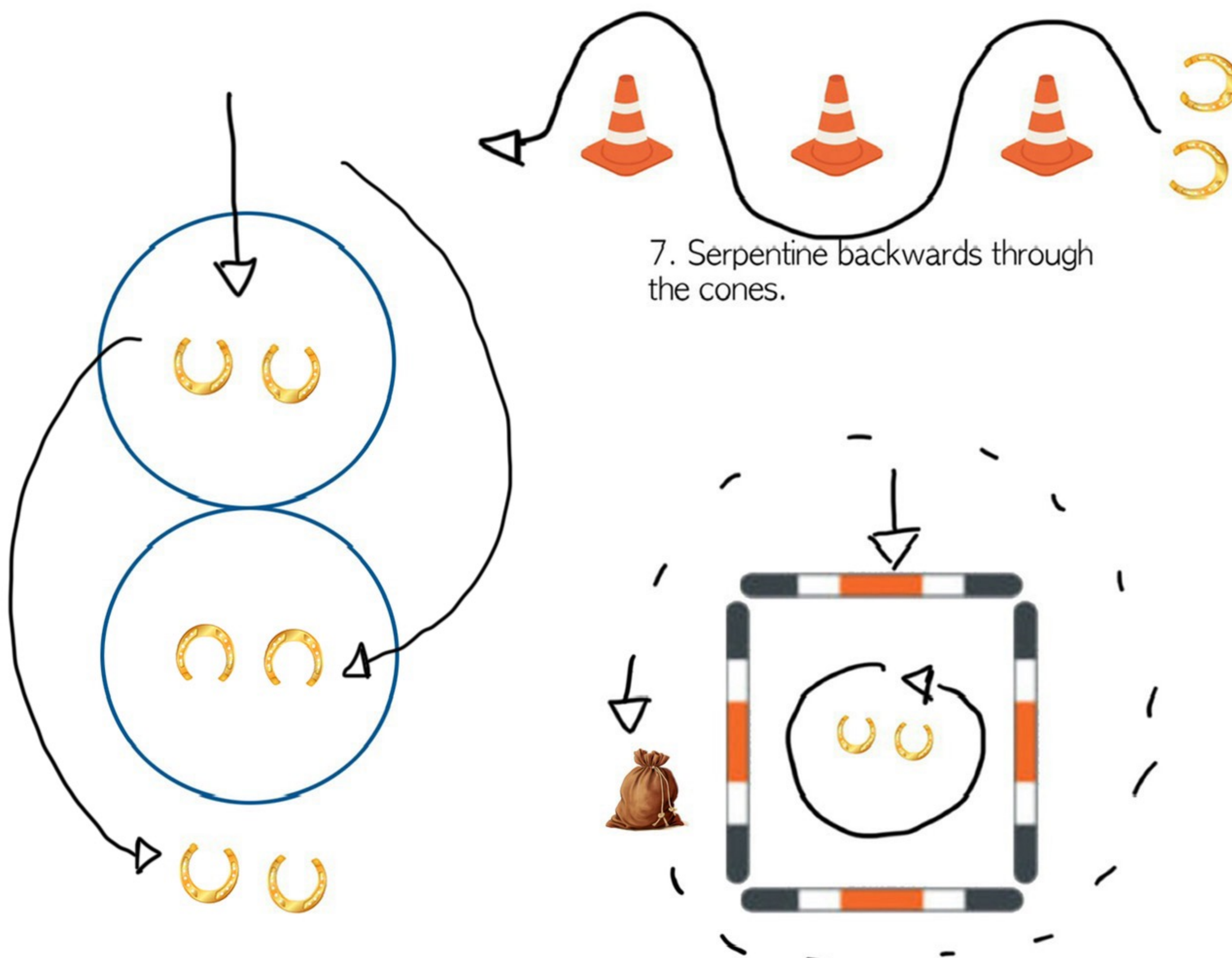
Pick up the Flag and carry it during the whole course. Do not let it touch the ground.




4. Sidestep over the L



5. Step or Jump over



8. 360° turn. Dismount. Take the noisy bag and pull it behind you while you walk around one time. Horse must stand still.



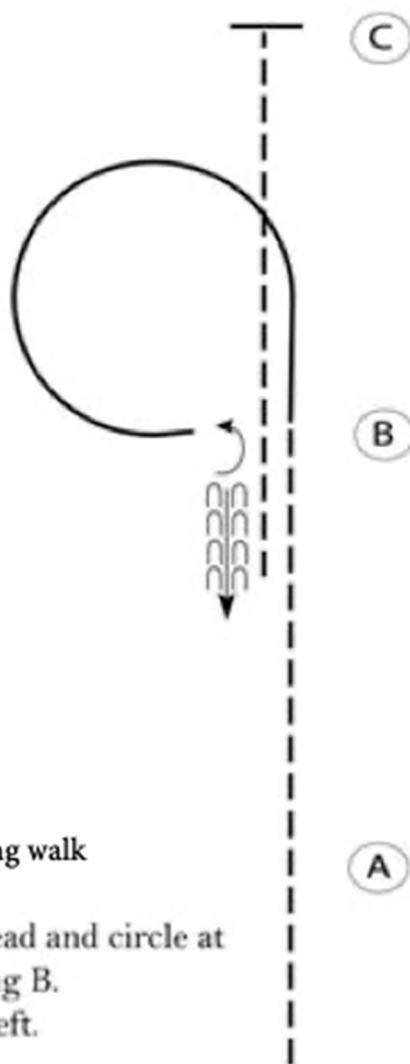
6a. Pick up "Norbert" and put him on the horse with you. Ride around the second barrel.

6b. Canter/running walk right hand around the arena on the first track and bring the flag back.

3. Halt with the front hooves in the 1st circle. Turn on the forehand 180° until the back hooves are in the second circle. Turn 180° on the hindquarters until the front hooves are on the other side of the second circle.



## Stock Seat Equitation Pattern 2



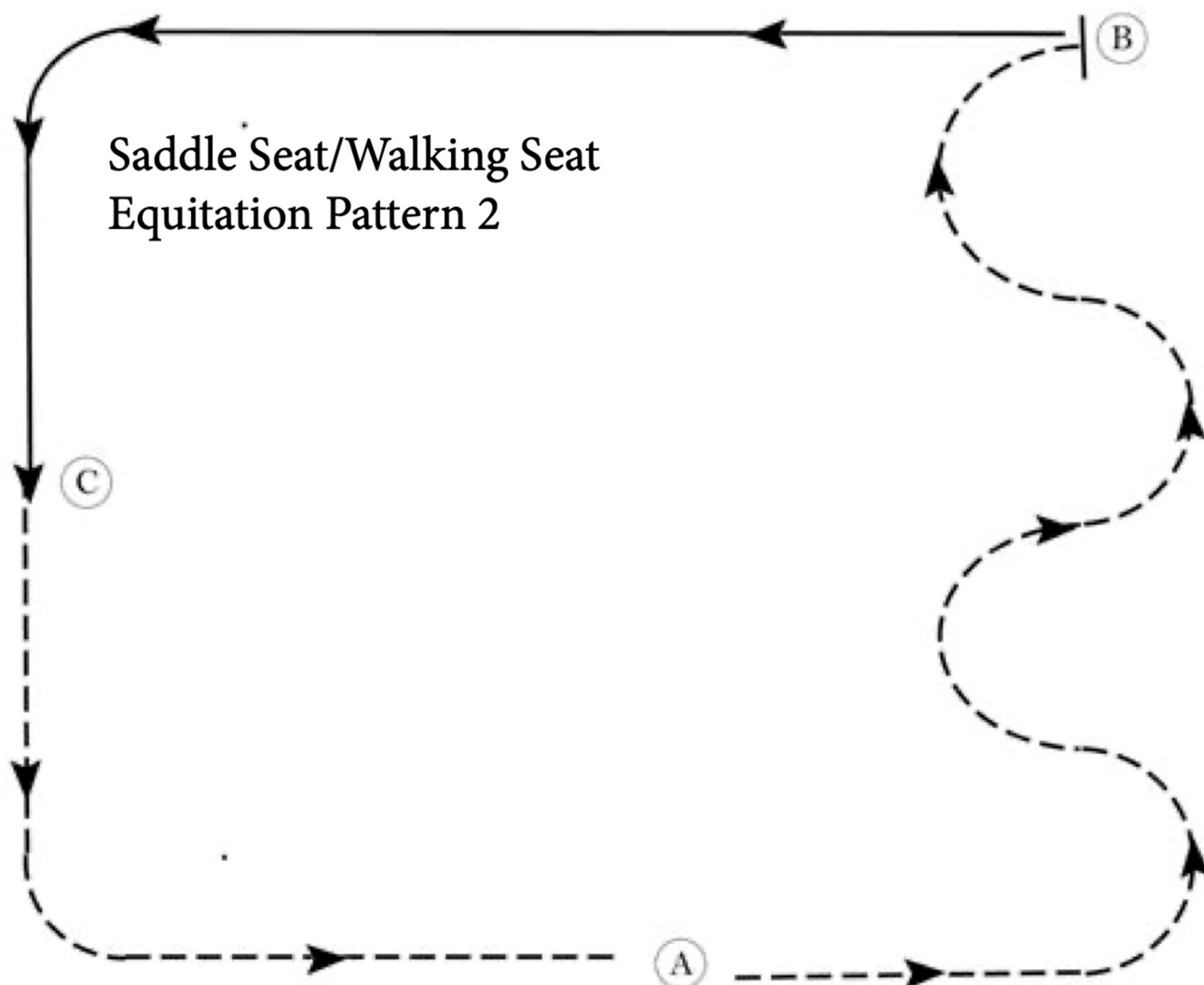
Begin before A at a running walk

1. Running Walk A to B
2. At B, lope on the left lead and circle at B as shown. Stop facing B.
3. Turn 1/4 turn to the left.
4. Back one horse length.
5. Running Walk to C. Stop at C.

Follow the instructions of your ring steward.

Walk	-----
Running Walk	- - - - -
Lope	=====
Leg Yield	
Lead Change	↗ ↘
Back	← ← ← ← ←
Marker	(B)
Sidepass	← ← ← ← ←

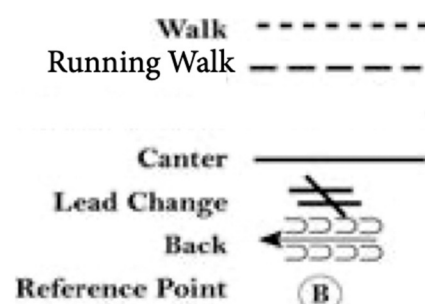
## Saddle Seat/Walking Seat Equitation Pattern 2



Begin at the mid-point of the in gate end of arena (A).

1. Begin test at Running Walk (A) to the right and perform a serpentine consisting of four half-circles.
2. Stop briefly and reverse (B).
3. Canter along the rail, around the curve to the midpoing of the straightaway (C).
4. Go directly into Running Walk, continue to the end of the straightaway, around the next curve and to the exit (A).

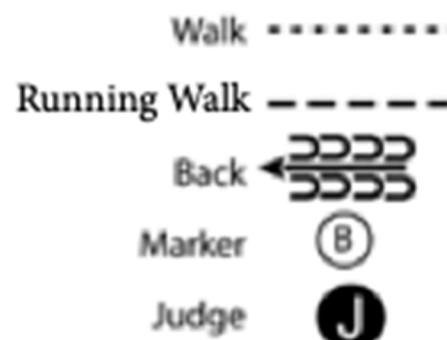
The workout has been completed - Thank You.



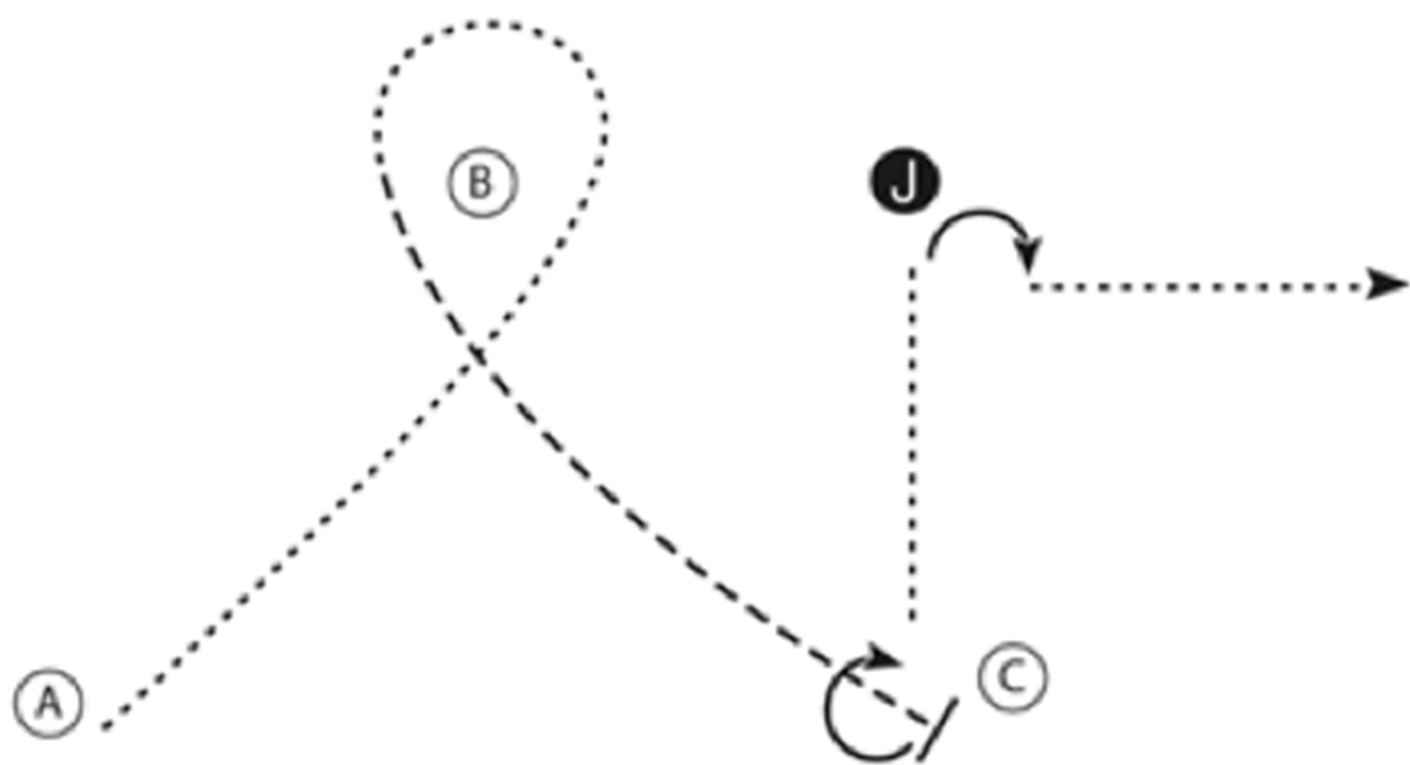
## Showmanship Pattern 2



1. Running Walk A to Judge
2. Stop, perform a 360 degree turn and set up for inspection.
3. When dismissed running walk half way to B, break to the walk and walk to B.
4. Stop at B, perform a 180 degree turn, and wait for instructions from the ring steward.



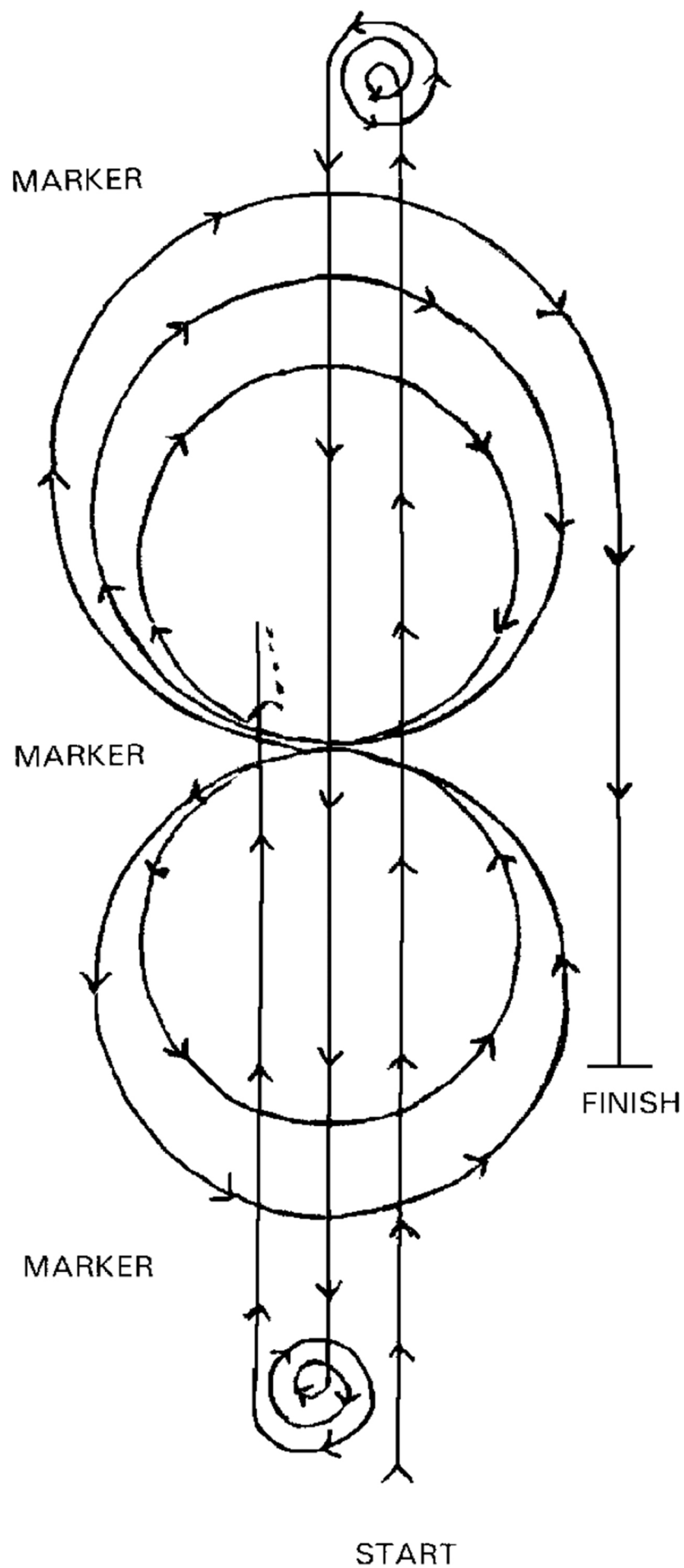
## Showmanship Pattern 3



1. Walk A to and around B
2. **At B running walk to C**
3. Stop at C and perform a 225 degree turn
4. Walk to the judge and set up for inspection
5. When dismissed perform a 90 degree turn and walk straight away from the judge

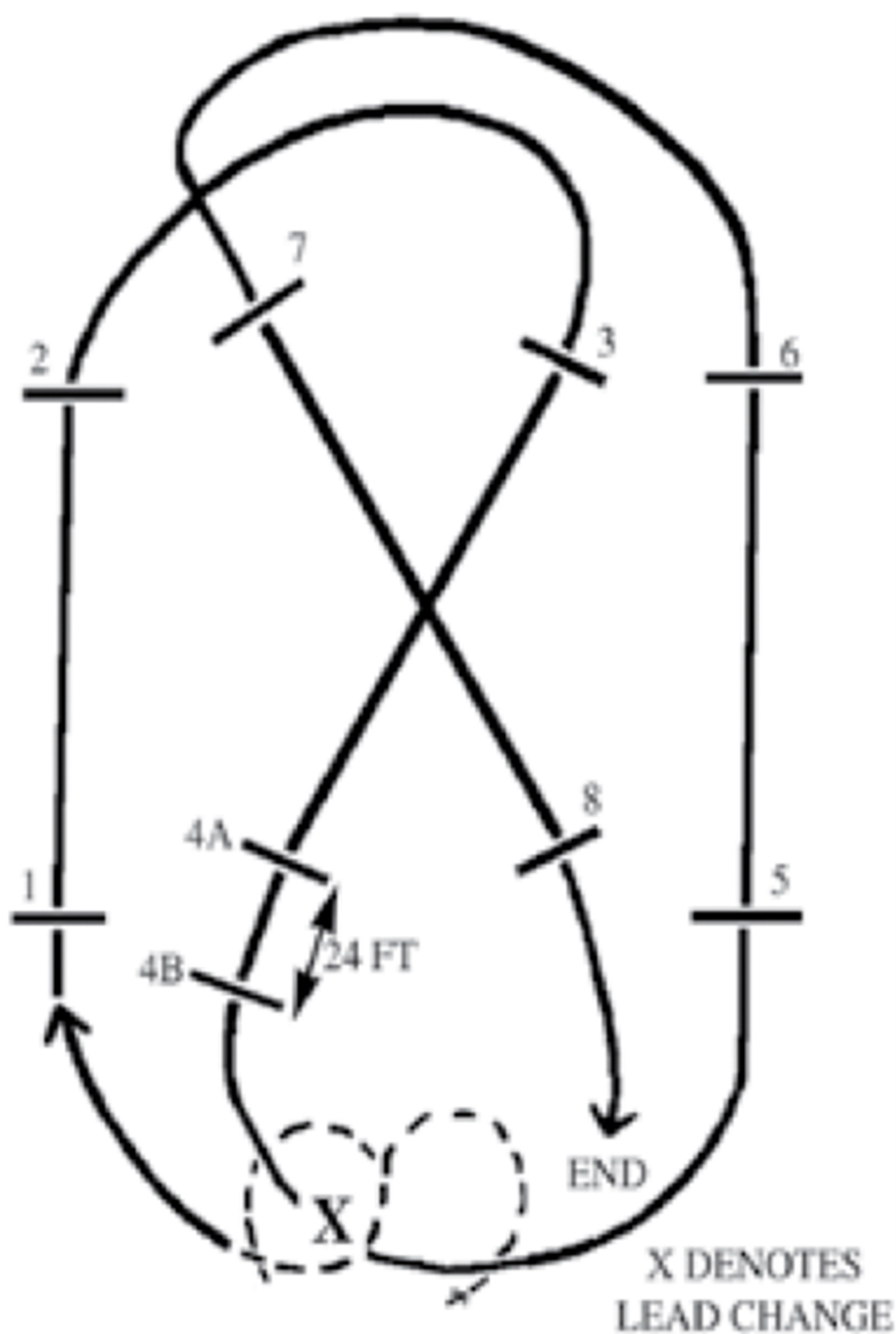


## Reining Pattern #1:





# TWH OVER FENCES PATTERN #3



# 2023 NWAH GAITED FIRST LEVEL TEST 1

## PURPOSE

To confirm that the horse demonstrates correct basics, and in addition to the requirements of Training Level, has developed improved balance, lateral suppleness and thoroughness, as well as the thrust to perform lengthenings of stride. The horse should be on the bit.

### INTRODUCE

10m half circle at flat walk; 15m circle in canter; lengthening of stride in flat walk

### ENTRY NO:

#### Conditions:

ARENA SIZE: Standard  
AVERAGE RIDE TIME: 5:30  
(from entry at A to final halt)  
*Suggested to add at least 2 min. for scheduling purposes*

### MAXIMUM PTS: 270

READER PLEASE NOTE: Anything in parentheses should not be read.

TEST		DIRECTIVES	POINTS	COEF	TOTAL	REMARKS
1.	A X	Enter flat walk Halt, salute Proceed flat walk	Regularity and quality of flat walk; willing, clear transitions; straightness; attentiveness; immobility (min. 3 seconds)			
2.	C E-X	Track left Half circle left 10m, returning to track at H	Regularity and quality of flat walk; shape and size of half circle; bend; balance; straightness			
3.	B-X	Half circle right 10m, returning to track at M	Regularity and quality of flat walk; shape and size of half circle; bend; balance; straightness			
4.	C  Before C C	Circle left 20m in flat walk, allowing the horse to stretch forward and downward while maintaining contact Shorten the reins Flat walk	Forward and downward stretch over the back into a light contact, maintaining balance and quality of flat walk; bend; shape and size of circle; willing, clear transitions	2		
5.	H-P  P	Change rein, lengthen stride in flat walk  Flat walk	Moderate lengthening of frame and stride; regularity and quality of flat walk; straightness; consistent tempo; willing, clear transitions; bend and balance in corner			
6.	A	Medium walk	Willing, clear transition; regularity, quality, overtrack; bend and balance in corner; straightness	2		
7.	V-B R	Change rein, free walk  Medium walk	Regularity and quality of walks; reach and ground cover with overtrack of free walk allowing complete freedom to stretch the neck forward and downward; straightness; willing, clear transitions	2		
8.	M C	Flat walk Working canter left lead	Willing, clear transitions; regularity and quality of gaits; bend and balance in corners	2		
9.	E	Circle left 15m	Regularity and quality of canter; shape and size of circle; bend; balance			
10.	F-X-H X	Change rein Flat walk	Willing, clear transition; regularity and quality of gaits; straightness; bend and balance in corner			
11.	C	Working canter right lead	Willing, clear transition; regularity and quality of canter; bend and balance in corner	2		
12.	B	Circle right 15m	Regularity and quality of canter; shape and size of circle; bend; balance			
13.	A	Flat walk	Willing, clear transition; regularity and quality of flat walk; straightness; bend and balance in corner			
14.	K-R R	Change rein, lengthen stride in flat walk Flat walk	Moderate lengthening of frame and stride; regularity and quality of flat walk; straightness; consistent tempo; willing, clear transitions; bend and balance in corners			
15.	E X G	Half circle left 10m Down centerline Halt, salute	Bend and balance in half circle; regularity and quality of flat walk; willing, clear transition; straightness; attentiveness; immobility (min. 3 seconds)			
		Leave arena at A at free walk.				

# 2023 NWAHA GAITED FIRST LEVEL TEST 1

COLLECTIVE MARKS				
GAITS (Freedom and regularity)		1		
IMPULSION (Desire to move forward; elasticity of the steps; suppleness of the back; engagement of the hindquarters)		2		
SUBMISSION (Willing cooperation; harmony; attention and confidence; acceptance of bit and aids; straightness; lightness of forehand and ease of movements)		2		
RIDER'S POSITION AND SEAT (Alignment; posture; stability; weight placement; following mechanics of the gaits)		1		
RIDER'S CORRECT AND EFFECTIVE USE OF AIDS (Clarity; subtlety; independence; accuracy of test)		1		
FURTHER REMARKS:				
To be deducted Errors of the course and omissions are penalized			SUBTOTAL:	
			ERRORS:                      (-                      )	
			TOTAL POINTS: (Max Points: 270)	

United States Equestrian Federation, Inc.

2023 NWAHA GAITED FIRST LEVEL TEST 1

Name of Competition	
Date of Competition	
Name and Number of Horse	
Name of Rider	
Final Score Maximum Pts: 270	
Points	Percent
Name of Judge	
Signature of Judge	

# 2023 NWHGA GAITED SECOND LEVEL TEST 3

## PURPOSE

To confirm that the horse demonstrates correct basics, and now begins to accept more weight on the hindquarters as the collected and medium gaits develop. A greater degree of straightness, suppleness, throughness, and balance are required to perform the movements with ease and self-carriage.

INTRODUCE

Counter canter in  
serpentine

ENTRY NO:

### Conditions:

ARENA SIZE: Standard  
AVERAGE RIDE TIME: 6:00  
(from entry at A to final halt)  
*Suggested to add at least 2 min. for scheduling purposes*

MAXIMUM PTS: 420

READER PLEASE NOTE: Anything in parentheses should not be read.

TEST			DIRECTIVES	F	INTS	COEF	TOTAL	REMARKS
1.	A X	Enter flat walk Halt, salute Proceed flat walk	Engagement, uphill balance and quality of flat walk; clear, balanced transitions; straightness; attentiveness; immobility (min. 3 seconds)					
2.	C H-X-F F	Track left Change rein, flat walk Flat walk	Bend and balance in turns; moderate lengthening of frame and stride with engagement, elasticity, suspension, straightness and uphill balance					
3.	F-A-K	(Transitions H and F) Flat walk	Clear, balanced transitions; regularity and quality of gait; consistent tempo		2			
4.	K-E	Shoulder-in right	Angle, bend and balance; engagement and quality of flat walk					
5.	E	Circle right 10m	Regularity and quality of flat walk; shape and size of circle; bend; balance					
6.	E-H	Travers right	Angle, bend and balance; engagement and quality of flat walk					
7.	M-X-K K	Change rein, running walk Flat walk	Moderate lengthening of frame and stride with engagement, elasticity, suspension, straightness and uphill balance					
8.	K-A-F	(Transitions M and K) Flat walk	Clear, balanced transitions; regularity and quality of flat walk; consistent tempo		2			
9.	F-B	Shoulder-in left	Angle, bend and balance; engagement and quality of flat walk					
10.	B	Circle left 10m	Regularity and quality of flat walk; shape and size of circle; bend; balance					
11.	B-M	Travers left	Angle; bend and balance; engagement and quality of flat walk					
12.	C	Halt, rein back 3 to 4 steps Proceed medium walk	Immobility; willing steps back with correct rhythm and count; straightness; clear transitions		2			
13.	H Between G & M	Turn left Collect and half turn on haunches left Proceed medium walk	Activity and quality of the preparation and execution, bend, balance, tempo, regularity, and fluency		2			
14.	Between G & H M	Collect and half turn on haunches right Proceed medium walk Turn right	Activity and quality of the preparation and execution, bend, balance, tempo, regularity, and fluency		2			
15.		(Medium walk) [CHG(M)G(H)GMR]	Regularity, quality, overtrack					
16.	R-V V	Change rein, free walk Medium walk	Regularity and quality of walks; reach, overtrack, and ground cover of free walk allowing complete freedom to stretch the neck forward and downward; straightness; clear, balanced transitions		2			
17.	K	Collected canter left lead	Clear, balanced straight transition; regularity and quality of gait					
18.	F-M M	Medium canter Collected canter	Moderate lengthening of frame and stride with engagement, elasticity, suspension, straightness and uphill balance					
19.	M-C	(Transitions F and M) Collected canter	Clear, balanced straight transitions; regularity and quality of canter; consistent tempo					
20.	C-A	Serpentine 3 equal loops, width of the arena, no change of lead	Regularity, quality and balance of canter; positioning; geometry					
21.	F-E L E-H-C-M	Change rein Simple change Collected canter	Clear, balanced, straight transitions; regularity and quality of gaits		2			
22.	M-F F	Medium canter Collected canter	Moderate lengthening of frame and stride with engagement, elasticity, suspension, straightness and uphill balance					
23.	F-A	(Transitions at M and F) Collected canter	Clear, balanced, straight transitions; regularity and quality of canter; consistent tempo					

2023 NWAHA GAITED SECOND LEVEL TEST 3

24.	A-C	Serpentine 3 equal loops, width of the arena, no change of lead	Regularity, quality and balance of canter; positioning; geometry				
25.	M-E I E-K	Change rein Simple change Collected canter	Clear, balanced, straight transitions; regularity and quality of gaits		2		
26.	K	Flat walk	Clear, balanced straight transition; regularity and quality of flat walk; consistent tempo				
27.	A X	Down centerline Halt, salute	Bend and balance in turn; engagement, uphill balance and quality of flat walk; clear balanced transition; straightness; attentiveness; immobility (min. 3 seconds)				
Leave arena at A in free walk.							

COLLECTIVE MARKS				
GAITS (Freedom and regularity)			1	
IMPULSION (Desire to move forward; elasticity of the steps; suppleness of the back; engagement of the hindquarters)			2	
SUBMISSION (Willing cooperation; harmony; attention and confidence; acceptance of bit and aids; straightness; lightness of forehand and ease of movements)			2	
RIDER'S POSITION AND SEAT (Alignment; posture; stability; weight placement; following mechanics of the gaits)			1	
RIDER'S CORRECT AND EFFECTIVE USE OF AIDS (Clarity; subtlety; independence; accuracy of test)			1	
FURTHER REMARKS:				
To be deducted Errors of the course and omissions are penalized			SUBTOTAL:	
			ERRORS: (- )	
			TOTAL POINTS: (Max Points: 420)	

United States Equestrian Federation, Inc.

2023 NWAHA GAITED SECOND LEVEL TEST 3

Name of Competition

Date of Competition

Name and Number of Horse

Name of Rider

Final Score

Maximum Pts: 420

Points

Percent

Name of Judge

Signature of Judge

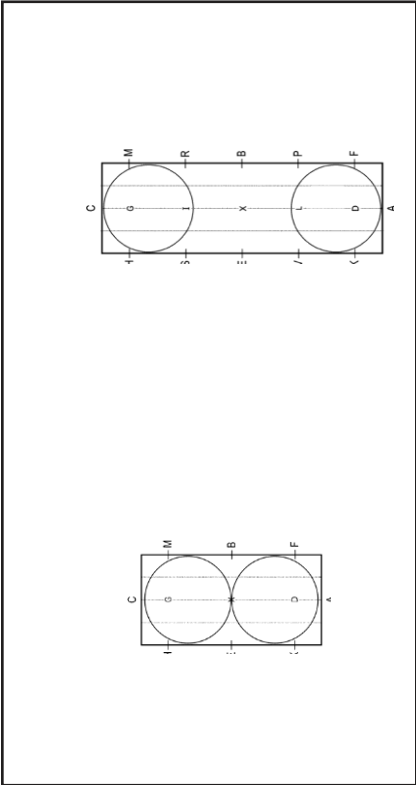
Score Sheet effective date: December 1, 2022 - November 30, 2026

COLLECTIVE MARKS:

Gaits (freedom and regularity).				
Impulsion (desire to move forward with suppleness of the back and steady tempo).				
Submission (acceptance of steady contact, attention, and confidence).		2		
Rider’ s position (keeping in balance with horse).				
Rider’ s effectiveness of aids (correct bend and preparation of transitions).				
Geometry and accuracy (correct size and shape of circles and turns).				

FURTHER REMARKS:

160  
SUBTOTAL  
ERRORS ( - )  
TOTAL POINTS



To be deducted  
Errors of the course and omissions  
are penalized 1st Time = 2 points  
2nd Time = 4 points  
3rd Time = Elimination

©2022 United State Dressage Federation. All Rights reserved. Reproduction without permission is prohibited by law. USDF is not responsible for any errors or omissions in the publication nor for the use of its copyrighted materials in any

UNITED STATES DRESSAGE FEDERATION™  
2023  
INTRODUCTORY LEVEL – TEST A  
WALK—FLAT WALK

This unique series of tests provides an opportunity for the horse and/or rider new to dressage to demonstrate elementary skills. The tests have been designed to encourage correct performance and to prepare the horse for the transition to the USEF tests.

SUGGESTED SCHEDULING TIME

5:00 Standard Arena  
4:00 Small Arena  
(Possibly longer for schooling shows)

INSTRUCTION:

Transitions from walk to flat walk and flat walk to walk may be performed through sitting trot with the objective of performing a smooth transition.

- Turns from center line to long side and long side to center line should be ridden as a half circle, touching the track at a point midway between the center line and the corner, and vice versa.

COMMENT:

Horses should be ridden on a light but steady contact, with the exception of the free walk in which the horse is allowed complete freedom to stretch neck forward and downward.

National Walking Horse Association  
PO Box 12430  
Reading, PA 19612  
(859)252-6942  
[www.nwha.com](http://www.nwha.com) office@nwha.com

NWHA  
INTRODUCTORY  
LEVEL TEST

A

Name of Competition

Class

Date

Number and Name of Horse

Name of Rider

MAXIMUM POSSIBLE POINTS: 160

FINAL SCORE

Points

Percent

Name of Judge/Position

Signature of Judge

2023 NWAHA GAITED DRESSAGE INTRODUCTORY LEVEL - TEST A

WALK–FLAT WALK

REQUIREMENTS:  
Free walk  
Medium walk  
Flat walk  
20 meter circle  
Halt through walk

PURPOSE: To introduce the rider and/or horse to the sport of dressage, confirming that they are beginning to develop an understanding of correct dressage basics. The horse should be ridden freely forward in a steady tempo and clear rhythm, accepting contact with the bit. An understanding of test accuracy and geometry should be demonstrated.

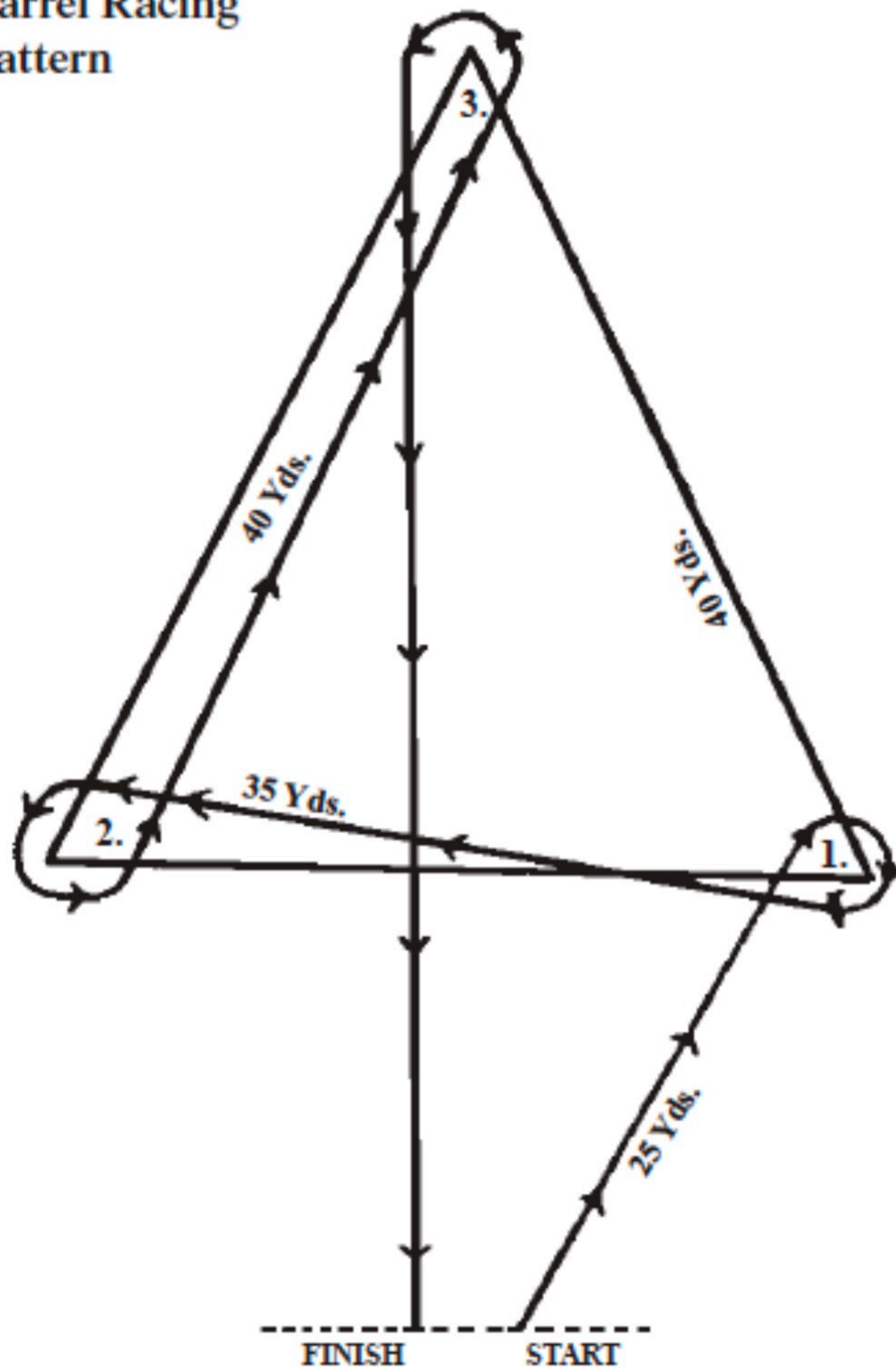
NO.

TEST		DIRECTIVE IDEAS	POINTS	COEF	TOTAL	REMARKS
1.	A  Between X & C	Enter, flat walk  Medium walk	Regularity, quality of flat walk; straightness, willing, calm transition.  Regularity, quality, of walk			
2.	C  M	Track right  Flat walk	Bend and balance; willing, calm transition			
3.	A	Circle right 20 meters, flat walk	Regularity; shape and size of circle; bend; balance			
4.	K-X-M	Change rein, flat walk	Regularity of flat walk; straightness; bend and balance in corner			
5.	C	Circle left 20 meters, flat walk	Regularity; shape and size of circle; bend; balance			
6.	Between C & H	Medium walk	Willing, calm transition; regularity, quality			
7.	H-X-F	Free walk	Regularity, reach and ground cover with over track of free walk allowing complete freedom to stretch the neck forward and downward			
8.	F-A  A	Medium walk  Down center line	Regularity, quality, willing, calm transition, bend and balance in turn Straightness on center line.			
9.	X	Halt and salute	Straightness; attentiveness; immobility (min. 3 seconds)			

Leave arena in free walk. Exit at A.

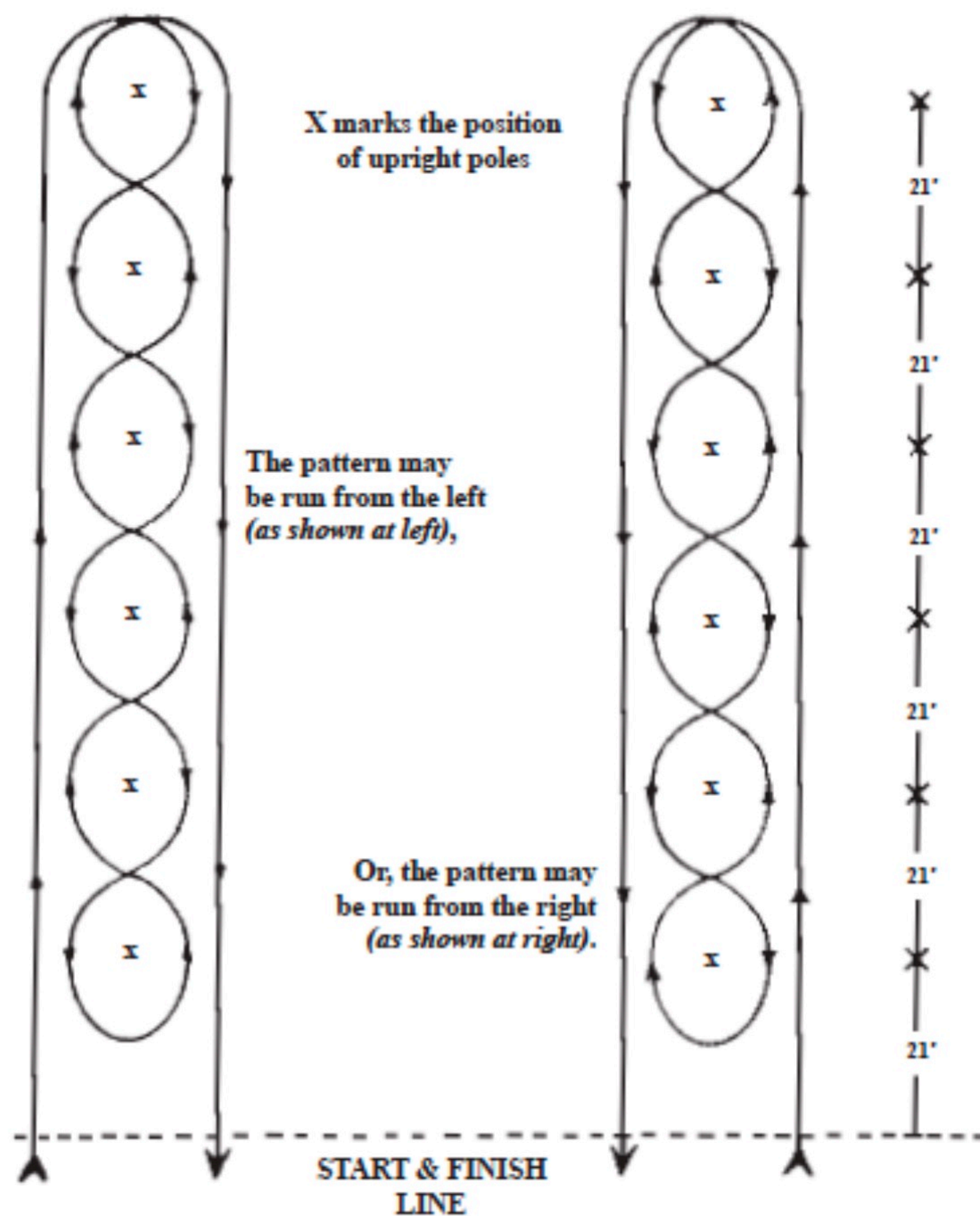


## Barrel Racing Pattern





## Pole Bending Pattern





WDAA 2022 WESTERN DRESSAGE INTRODUCTORY LEVEL TEST 1  
WESTERN DRESSAGE ASSOCIATION® OF AMERICA

<b>PURPOSE</b>	<b>NEW REQUIREMENTS</b>	<b>ENTRY NO:</b>
Tests provide an introduction to the discipline of Western Dressage; the horse performs only at the walk and jog. The rider should demonstrate correct basic position, use of basic aids, and understanding of the figures. The horse should show relaxation; harmony between horse and rider is important. The horse accepts the aids and influence of the rider. The jog should be a natural gait within the horse's scope and should demonstrate a swinging back.	20 meter half circle at the working jog;  Halt 4 seconds.	<b>ARENA SIZE:</b> Small (40m x 20m) or Large (60m x 20m) <b>AVERAGE RIDE TIME:</b> 4:00 (Small) or 5:00 (Large)
		<b>MAXIMUM PTS:</b> 220

All jog work may be ridden sitting or rising.

\*COEFFICIENT

		TEST	DIRECTIVES	POINTS	*	TOTAL	REMARKS
1	A	Enter working jog, proceed down center line without halting	Straightness; regularity and quality of the jog; balance and bend in the turn.				
	C	Track left working jog					
2	E - B	Half circle left 20 meters, working jog	Balance and inside bend on the half circle; straightness; regularity and quality of the jog.				
	B	Proceed straight ahead, working jog					
3	Between M & C	Develop working walk	Willing, smooth transition; balance and bend in the corners; regularity and quality of the walk.				
4	H - B	Change rein, free walk	Horse willing to freely stretch the neck forward and down; relaxation; swing through the back; ground cover; straightness; willing, smooth transition; regularity and quality of the walks.		2		
	B	Working walk					
5	F	Halt 4 seconds Proceed working walk	Balance in transition to square, straight halt; immobility; willing, smooth transitions; regularity and quality of the walk; balance and bend in the corner.		2		
6	Between A & K	Develop working jog	Willing, smooth transition; straightness; regularity and quality of the jog.				
7	E - B	Half circle right 20 meters, working jog	Balance and inside bend on the half circle; straightness; regularity and quality of the jog.				
	B	Proceed straight ahead, working jog					
8	Between F & A	Develop working walk	Willing, smooth transition; balance and bend in the corners; regularity and quality of the walk.				
9	K - B	Change rein, free walk	Horse willing to freely stretch the neck forward and down; relaxation; swing through the back; ground cover; straightness: willing, smooth transition; regularity and quality of the walks.		2		
	B	Working walk					
10	M	Halt 4 seconds Proceed working walk	Balance in transition to square, straight halt; immobility; willing, smooth transitions; regularity and quality of the walk; balance and bend in the corner.		2		
11	Between C – H	Develop working jog	Willing, smooth transition; balance and bend in the corners; straightness; regularity and quality of the jog.				
	H - X - F	Change rein, working jog					
12	A	Down centerline	Balance and bend in the turn; straightness; regularity and quality of the jog; willing, smooth transition; regularity and quality of the walk; balance in downward transition to square, straight halt; immobility.				
	X	Working walk					
	G	Halt, salute					

Leave arena at A in a walk with looped or long reins.



WDAA 2022 WESTERN DRESSAGE INTRODUCTORY LEVEL TEST 1  
WESTERN DRESSAGE ASSOCIATION® OF AMERICA

\*COEFFICIENT

COLLECTIVE MARKS	POINTS	*	TOTAL	REMARKS
GAITS: freedom and regularity		1		
IMPULSION: desire to move forward with suppleness of the back and steady tempo		1		
RIDER'S POSITION, SEAT AND HANDS: well-balanced elastic seat demonstrating vertical, centered alignment, with light independent contact from hand(s)		1		
RIDER'S CORRECT AND EFFECTIVE USE OF THE AIDS: evidenced by the horse's responsiveness; steady elastic connection cultivating athletic expression. Accuracy - precise placement of the figures and transitions, the effectiveness of the rider's aids determines the accurate fulfillment of the required movements of the tests		1		
HARMONY: The horse accepts the aids and influence of the rider with attention, relaxation and confidence; willing partnership between horse and rider resulting in a free-flowing performance		2		
SUBTOTAL:	total of points and coefficients above			
ERRORS:	subtract from subtotal			
TOTAL POINTS:	subtotal minus any errors			
REMARKS:				

Attention competitors submitting points to WDAA for the Horse Lifetime Points & Awards Program: Only the bottom portion below needs to be submitted along with the Test/Rail Submission Form to verify your points. Please go to [www.westerndressageassociation.org](http://www.westerndressageassociation.org) for more information.

WDAA 2022 INTRODUCTORY LEVEL TEST 1

Name of Competition

Date of Competition

Name and Number of Horse

Name of Rider

Final Score

Maximum Points: 220

Points

/

Percent

Name of Judge

Signature of Judge



WDAA 2022 WESTERN DRESSAGE LEVEL 1 TEST 1  
WESTERN DRESSAGE ASSOCIATION® OF AMERICA

PURPOSE	NEW REQUIREMENTS	ENTRY NO:
Tests confirm that the horse is building on the elements from lower levels and is developing more engagement to show sufficient impulsion as the lengthened jog and lope are performed. The horse demonstrates a more consistent, light contact with the bit. These tests introduce some collection, lateral and longitudinal balance, suppleness and emphasize harmony and ride-ability.	Back 4-6 steps  15 meter half circle at working jog  3 loop serpentine quarter line to quarter line at working jog  Leg yield from quarter line  15 meter circle at working lope  Lengthening of the jog	<b>ARENA SIZE:</b> Large (60m x 20m) <b>AVERAGE RIDE TIME:</b> 6:00 (Large)
		<b>MAXIMUM PTS:</b> 250

All jog work may be ridden sitting or rising

\*COEFFICIENT

		TEST	DIRECTIVES	POINTS	*	TOTAL	REMARKS
1	A  X	Enter working jog  Halt, salute Proceed working jog	Straightness; balanced, square, immobile halt with prompt, smooth jog transitions; regularity and quality of the jog.				
2	C	Track left, working jog	Balance and bend in the turn and corner; straightness; regularity and quality of the jog.				
3	E  M - C - H	Half circle left 15m Leg yield right, quarter line to between R & M  Continue on the track, working jog	Balance and inside bend on the half circle; alignment, fluidity, and crossing of legs in leg yield; balance and bend in the corners; regularity and quality of jog.				
4	H - R	Change rein, working jog	Balance and inside bend on the corner and turn; straightness; fluid change of bend; regularity and quality of the jog.				
5	B	Half circle right 15m, working jog  Leg yield left, quarter line to between S & H	Balance and inside bend on the half circle; alignment, fluidity, and crossing of legs in leg yield; balance and bend in the corner; regularity and quality of jog.				
6	C  Before C	Circle right 20m, free jog  Gather the reins, working jog	Stretch forward and down over the topline; moderate lengthening of stride and frame; maintaining balance and tempo; smooth, willing release and retake of the reins; size and shape of circle with inside bend; regularity of the jogs.		2		
7	M	Working walk	Willing, smooth transition; regularity and quality of the walk.				
8	R - V  V	Free walk  Working walk	Horse willing to freely stretch the neck forward and down; relaxation; swing through the back; ground cover; straightness; willing, smooth transitions; regularity and quality of the walks.		2		
9	K  A - C	Working jog  Serpentine quarter line to quarter line, 3 loops	Willing, smooth transition, balance and bend in the corner; correct and symmetrical placement of serpentine loops, changes of bend on center lines; regularity and quality of the jog.				
10	C	Working lope left lead; immediately circle left 15m	Willing, smooth transition; size and shape of circle with inside bend; balance and bend in the corner; regularity and quality of the lope.		2		
11	H  S - F  F	Working jog  Lengthen the stride in jog  Working jog	Moderate lengthening of stride and frame with same tempo as working jog; balanced transitions; balance & bend in the corners; regularity and quality of jogs.				
12	A - C	Serpentine quarter line to quarter line, 3 loops	Correct and symmetrical placement of serpentine loops, changes of bend on center lines; regularity and quality of the jog.				
13	C	Working lope right lead; immediately circle right 15m	Willing, smooth transition; size and shape of circle with inside bend; balance and bend in the corner; regularity and quality of the lope.		2		
14	M  B	Working jog  Halt, back 4-6 steps Proceed working jog	Straightness; square, immobile halt; willing, straight, back with diagonal pairs; willing, smooth transitions; regularity and quality of the jog.				
15	A  X	Down centerline  Halt, salute	Balance and bend in turn; straightness; smooth, willing downward transition to square, straight halt; immobility.				

Leave arena at A in a walk with looped or long reins.



WDAA 2022 WESTERN DRESSAGE LEVEL 1 TEST 1  
WESTERN DRESSAGE ASSOCIATION® OF AMERICA

\*COEFFICIENT

COLLECTIVE MARKS	POINTS	*	TOTAL	REMARKS
GAITS: freedom and regularity; elasticity of the steps.		1		
IMPULSION: engagement - transmission of an eager and energetic, yet controlled positive forward energy generated from the hindquarters into the athletic movement of the horse; suppleness of the back.		1		
RIDER'S POSITION, SEAT AND HANDS: well-balanced elastic seat demonstrating vertical, centered alignment, with light independent contact from hand(s)		1		
RIDER'S CORRECT AND EFFECTIVE USE OF THE AIDS: evidenced by the horse's responsiveness; steady elastic connection cultivating athletic expression. Accuracy - precise placement of the figures and transitions, the effectiveness of the rider's aids determines the accurate fulfillment of the required movements of the tests		1		
HARMONY: The horse accepts the aids and influence of the rider with attention, relaxation and confidence; and demonstrates a willing partnership between horse and rider resulting in a free-flowing performance.		2		
SUBTOTAL:	total of points and coefficients above			
ERRORS:	subtract from subtotal			
TOTAL POINTS:	subtotal minus any errors			
REMARKS:				

Attention competitors submitting points to WDAA for the Horse Lifetime Points & Awards Program: Only the bottom portion below needs to be submitted along with the Test/Rail Submission Form to verify your points. Please go to [www.westerndressageassociation.org](http://www.westerndressageassociation.org) for more information.

WDAA 2022 LEVEL 1 TEST 1

Name of Competition

Date of Competition

Name and Number of Horse

Name of Rider

Final Score  
Maximum Points: 250

Points

/

Percent

Name of Judge

Signature of Judge